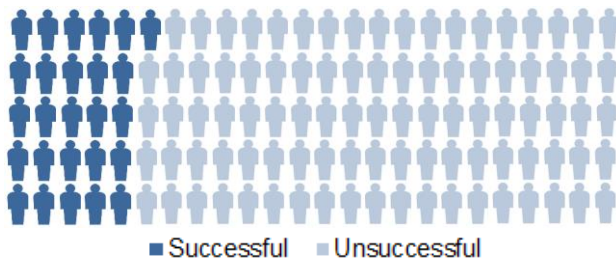


Projects and Programs Fund

Application data March 2014

What did people apply for?

The March 2014 Projects and Programs Fund round attracted 120 applications. Of these applications, 26 (22%) were successful.



Visual arts, craft and design (34%) and community engagement (24%) were the art forms with the highest number of applications.

Community Engagement had the highest number of successful applicants (8), followed by visual arts, craft and design (6), contemporary music (4), classical music (3), theatre (3), infrastructure (1) and writing (1).

How much?

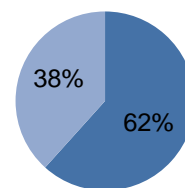
\$4,450,574 was requested from the Projects and Programs Fund by 120 applicants. \$746,789 was invested in 26 projects/programs.

Of the 120 applicants, the average request for funding was \$37,088. 39% of applicants requested funding of or above \$50,000, with 22% of total applicants requesting the maximum funding amount of \$60,000.

Successful applicants received an average of 88.6% of their initial funding request.

Who applied?

46, or 38%, of the 120 applicants had not applied to Arts Queensland for funding before.



- Has applied to Arts Queensland previously
- First-time applicant to Arts Queensland

The greatest amount of applicants were from Brisbane City LGA (52%), followed by Regional Queensland (44%) and Interstate (4%).

Brisbane City LGA had the largest percentage of successful applicants (65%), followed by Regional Queensland (35%). No interstate applicants were successful this round.



62 applicants were from Brisbane City LGA, of which 17 were successful.

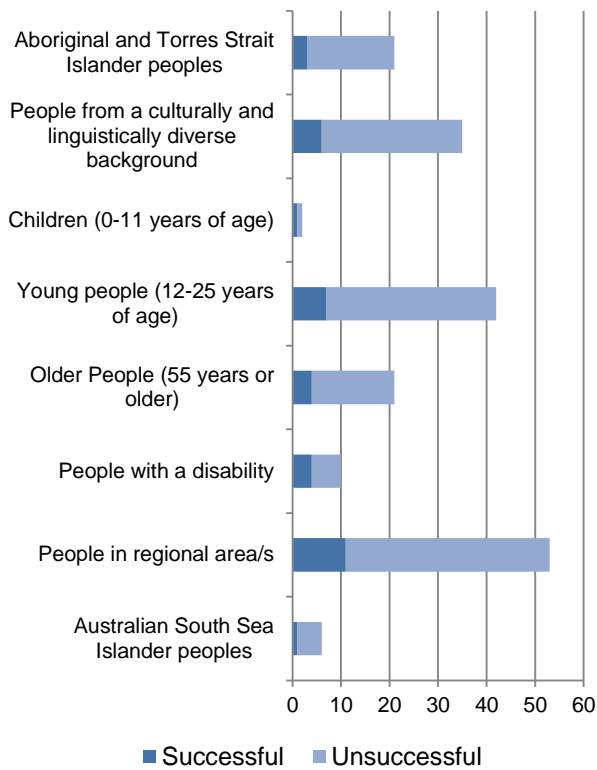


53 applicants were from Regional Queensland, of which 9 were successful.

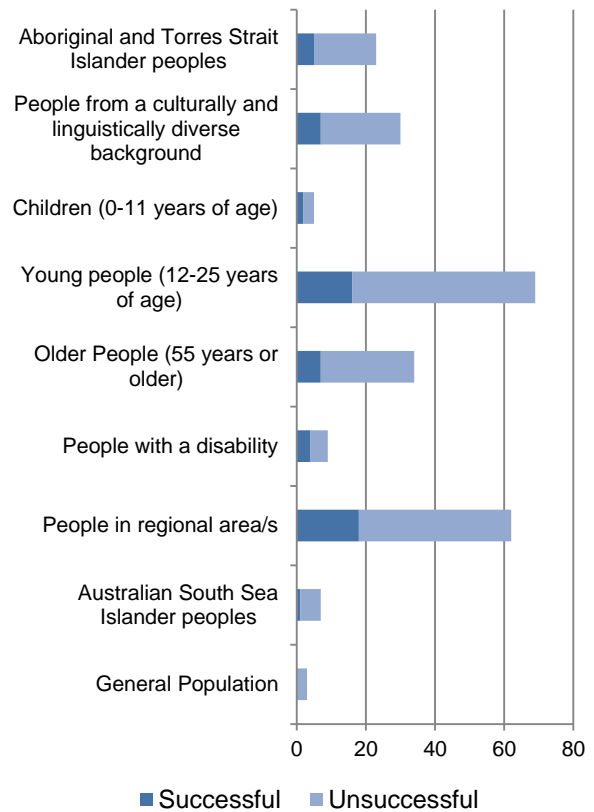


5 applicants were from interstate. No interstate applicants were successful this round.

Applicants could identify as one or more of the following groups. 44% of applicants identified as people in regional areas.



Applicants were also able to identify if their project/program was aimed at one or more of the following specific communities. The communities most frequently targeted by applicants were young people (58%) and people in regional areas (52%).



Links:

[Projects and Programs Fund](#) – Guidelines, application information and application forms

[Funding Recipients](#) – Successful recipient details and general feedback

[Case Studies](#) – Outcomes of successful Projects and Programs Fund recipients

[Open data](#) – AQ's Arts and cultural investment data