

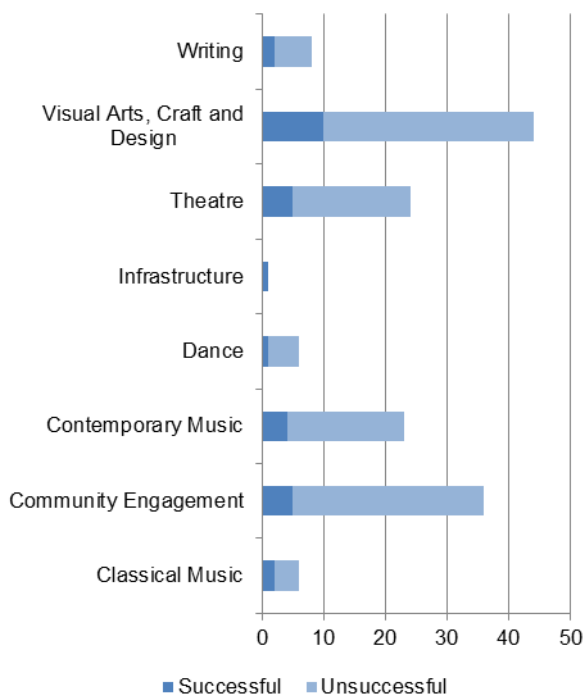
Projects and Programs Fund

Application data August 2014

Who was successful?

The August 2014 Projects and Programs Fund round attracted 148 applications. Of these applications, 30 (20%) were successful.

Visual arts, craft and design (30%) and community engagement (24%) were the art forms with the highest number of applications. Visual arts, craft and design had the highest number of successful applicants (10)*.

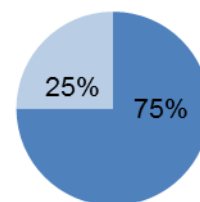


How much?

- \$5 547 650 was requested from the Projects and Programs Fund by 148 applicants
- \$1 157 377 was invested in 30 projects and programs
- average request for funding was \$37 484
- 29% of applicants requested funding equal to or above \$50 000
- 19% of total applicants requesting the maximum funding amount of \$60 000
- Successful applicants received an average of 87% of their initial funding request.

Who applied?

- 25% of the 148 applicants had not applied to Arts Queensland for funding before



- Has applied to Arts Queensland previously
- First-time applicant to Arts Queensland

- 87% of successful applicants and 72% of unsuccessful applicants had applied to Arts Queensland previously.

* The high success rate of visual arts applications in this round was in part due to commitments under the Visual Arts and Craft Strategy – a Federal Government partnership with Arts Queensland.

The majority of applicants came from the Brisbane local government area:



79 (53%) applicants were from Brisbane City LGA, of which 20 were successful.

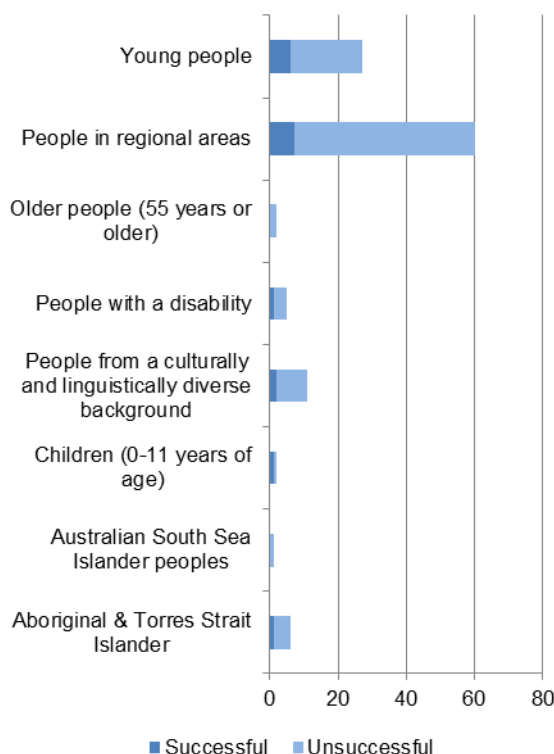


61 (41%) applicants were from regions outside of Brisbane, of which 7 were successful.

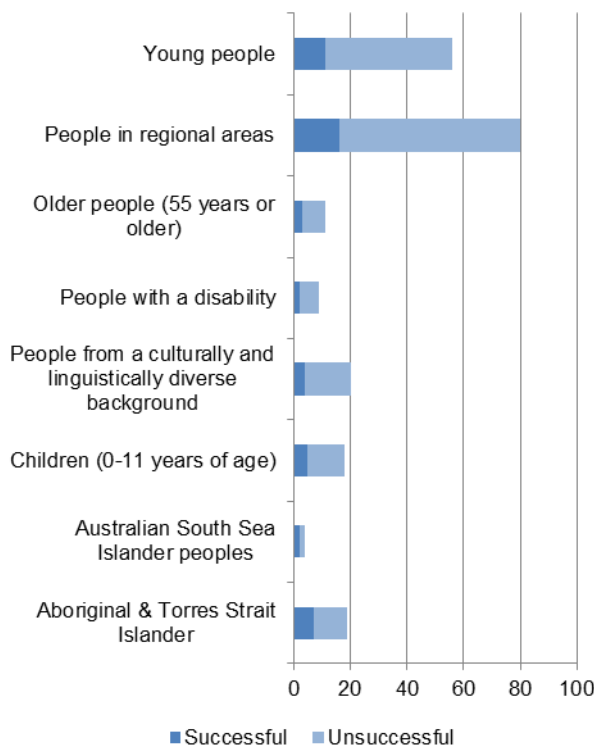


8 (5%) applicants were from interstate of which 3 were successful.**

Applicants could identify as one or more of the following groups. 41% of applicants identified as people in regional Queensland.



Applicants were also able to identify if their project/program was aimed at one or more of the following specific communities. The communities most frequently targeted by applicants were people in regional areas (80 applications) and young people (56 applications).



Links:

[Projects and Programs Fund](#) – Guidelines, application information and application forms

[Funding Recipients](#) – Successful recipient details and general feedback

[Case Studies](#) – Outcomes of successful Projects and Programs Fund recipients

[Open data](#) – AQ's Arts and cultural investment data

** Projects from applicants not based in Queensland were required to show how the project would directly benefit Queensland arts and culture.